



# HOLIDAY ENGAGEMENT 2024-25



**GRADE-II**



Dear Students,

As the warm embrace of summer envelops us, let us pause and reflect upon the words of Helen Keller: "Life is either a daring adventure or nothing at all." Indeed, if life were devoid of challenges and uncertainties, it would lose its essence, its purpose, much like a ship adrift in calm waters. The balmy months of May and June offer us an opportunity for self-reflection, a time to rejuvenate our spirits and nourish our minds. Amidst the tranquil respite, we find opportunities for familial bonds to flourish, for ventures into unexplored realms, for passions to be pursued and dreams to be realized. It is said that an umbrella, a book, and the mind only serve their purpose when open! Let us heed these words and embrace the boundless possibilities that lie before us. Let our minds unfurl like the petals of a blooming flower, eager to absorb the wisdom and experiences that await us in the coming days. The Summer Holiday Engagement of 2024 beckons with a unique purpose—a purpose to embark on a journey to elevate Social Emotional and Experiential Learning, as well as foster Financial Literacy! Let us immerse ourselves in delightful and enlightening endeavors to equip our youngsters with invaluable financial acumen and nurture empathy. Each challenge, each endeavor, will be a stepping stone towards personal growth and enlightenment.

As we engage ourselves in these activities, let us not forget the joy of learning, the thrill of exploration, and the warmth of companionship. Let us involve our families, for in their support and guidance, we find strength and inspiration. I hold in high regard the creativity and individual strengths of each and every one of you. Your efforts, your contributions, are invaluable in shaping our collective journey.

Hope this Goenkan initiative of the Summer Holiday Engagement 2024-25 is a testament to our capacity for growth and is replete with learning and laughter. Let us redefine who we are and embrace the spirit of collaboration, innovation, and compassion.

**Dr. Sanchita Mukherjee**



**This Summer,  
Let's Learn to Go Green With GD Goenka**



**Dear Students!**

**As summer draws near, let's take a moment to marvel at something truly amazing:  
Our Incredible Planet Earth.**

**It's not just a place we call home; it's a precious gift, bursting with life, wonder, and beauty. But like any gift, it needs our love and care to thrive.**

**You might have heard about climate change—it sounds kinda big and scary, right? But really, it's just about our actions affecting the delicate balance of nature.**

**Picture a world where the air is pure, rivers sparkle with life, and forests sway in a gentle breeze. That's the world we dream of—a place where all creatures, big and small, live together in harmony.**

**But to make this dream real, we all need to chip in. It's about the little things, like turning off lights, using less plastic, or planting seeds that'll grow into mighty trees.**

**Together, we've got the power to make a change. Let's dive into this adventure, hand in hand, with hearts full of hope. Because the future of our planet lies in our hands, guided by the love in our hearts.**

**So, my dear Green Goenkan Warriors, let's treat our Earth with kindness and care. Together, we can be the heroes our planet needs, protecting its beauty and securing its future.**

**Every little step we take makes a big difference!**





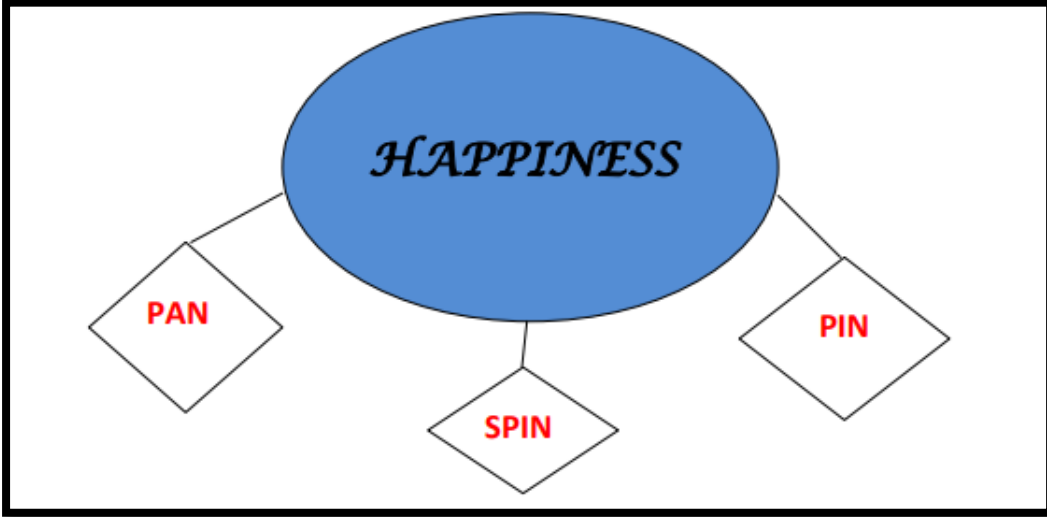
**"Eco-Friendly Explorers"**

**1. Recycled Garden (Integrated with Art):**

Using waste materials like pencil/crayon shavings, groundnut shells etc. create a beautiful garden highlighting different types of flowers, insects, birds, etc. on an A4 sheet. Make a list of the flowers, animals etc., depicted in your creative garden in your English notebook 2. (Naming Words)

**2. Vocabulary Hanging:**

Cut a big circle on an A3 sheet and write a big word on it. For example, HAPPINESS and illustrate it. Now make as many small words as you can from the letters of the big word for example pin, spin etc. And write each word on small decorative cut outs of any shapes from another A4 sheet. Attach these cut outs to the big circle using satin ribbon. You can use your creativity to make the vocabulary hanging even more attractive.



3. STUDENTS ARE ENCOURAGED TO WRITE ONE PAGE OF CURSIVE HANDWRITING EVERYDAY IN A SEPARATE NOTEBOOK.

## HINDI

प्यारे बच्चों ,

आम तो सबको पसंद होगा ना....

तो क्यों ना आम को खाने के बाद उसकी गुठली को जमीन में बो दिया जाये....?

- आम फलों का राजा है जानते हो ना और यह फल गर्मियों के मौसम में आता है.... आपको आम खाने के बाद बचे हुए बीज को यानी उसक गुठली को धोकर उसे एक गमले में बो देना है।
- रोज़ उसको पानी देना मत भूलना | अपने बीज को अंकुरित होते हुए देखो| अपने पौधे का कोई नाम भी रखो और उसके साथ बातें करो |
- और हाँ अपने गमले को सुंदर पीले और हरे रंगो से सजाना मत भूलना.....।



### गतिविधि



- आप सभी को आम का चरित्र अभिनय करते हुए अपनी एक विडियो बनाकर अपनी टीचर को भेजनी है | विडियो एक से दो मिनट की होनी चाहिए और आप प्रोप्स का इस्तमाल कर सकते हैं |
- छात्र एक अलग नोटबुक में हर दिन हिन्दी लेखन (राइटिंग) का एक पेज लिखेंगे

## MATHS

### 1. Tang.... Tang....Tangrams

Tangrams are Chinese puzzles comprised of a single square cut into seven pieces. You can use them to learn basic geometric shapes and to develop special thinking skills.

- Students will make two animals and two trees using tangrams and paste them on A 4 sheets with labelling.



2. Danny, the dog, is homeless and is looking forward to have one. Will you help him have his own house? Construct a house with different shapes that you have learnt, using colourful papers.



## EVS

1. 5th June is World Environment Day. Make it special!!!! Look around you.....What do you see?


Boxes, newspapers, jars and bins, old magazines and cartons, old laces and buttons. Remember to use colour and paints too, then work with your magic hands and create something new!!

Why waste when you have such magical hands? Make Best out of Waste!!



## 2. Shelter Diorama:

Students will create a small diorama in a shoebox. They should use materials like clay, sticks, fabric scraps, and paper to make a scene with a shelter of their choice (tree house, igloo, etc.).





## HOLIDAY SAVINGS AND GIVING

Encourage students to save a small amount of money over the holidays, either from their allowances or by completing small tasks at home, and record their savings in a journal and donate the money for some good purpose.

The "Holiday Savings and Giving Project" encourages students to save a small portion of their holiday allowance or earnings from completing tasks at home. By recording their savings in a journal, students not only learn the value of saving but also experience the joy of giving back. At the end of the holiday season, students donate their saved money to a meaningful cause, promoting empathy and generosity within the community. This project instills valuable life skills and fosters a sense of social responsibility among students, making their holiday season more meaningful and impactful.

